


How To Apply

in 6 easy steps

1 Carefully remove the backing sheet.



2 Carefully place in the chosen position.




3 Use a flexible plastic item (Card like).




4 Make sure you rub all the small details well.



5 Now peel off the application sheet.



6 Use a clean object and rub over firmly.



All Done! now to enjoy it



Want to watch an instruction video?
visit www.vinylconcept.co.uk and click
on how to apply in the menu

Please note:

Be very careful and slow with the small details of vinyl.

This vinyl has an exterior/interior life of 3-5 years

When applying to newly painted walls, allow around 2-3 weeks for the paint to fully set before applying any vinyls.

